




## The incidence of erectile dysfunction after pelvic fracture urethral injury: A systematic review and meta-analysis

Sarah D. Blaschko, Melissa T. Sanford, Bruce J. Schlomer, Amjad Alwaal, Glen Yang, Jacqueline D. Villalta, Hunter Wessells, Jack W. McAninch & Benjamin N. Breyer


To cite this article: Sarah D. Blaschko, Melissa T. Sanford, Bruce J. Schlomer, Amjad Alwaal, Glen Yang, Jacqueline D. Villalta, Hunter Wessells, Jack W. McAninch & Benjamin N. Breyer (2015) The incidence of erectile dysfunction after pelvic fracture urethral injury: A systematic review and meta-analysis, Arab Journal of Urology, 13:1, 68-74, DOI: [10.1016/j.aju.2014.09.004](https://doi.org/10.1016/j.aju.2014.09.004)


To link to this article: <https://doi.org/10.1016/j.aju.2014.09.004>

 © 2014 Arab Association of Urology

 Published online: 05 Apr 2019.


 [Submit your article to this journal](#)

 Article views: 630

 [View related articles](#)

 [View Crossmark data](#)

 Citing articles: 1 [View citing articles](#)



## PFUI-RELATED COMPLICATIONS REVIEW

# The incidence of erectile dysfunction after pelvic fracture urethral injury: A systematic review and meta-analysis



Sarah D. Blaschko <sup>a,\*</sup>, Melissa T. Sanford <sup>a</sup>, Bruce J. Schlomer <sup>a</sup>, Amjad Alwaal <sup>a</sup>, Glen Yang <sup>a</sup>, Jacqueline D. Villalta <sup>a</sup>, Hunter Wessells <sup>b</sup>, Jack W. McAninch <sup>a</sup>, Benjamin N. Breyer <sup>a</sup>

<sup>a</sup> Department of Urology, University of California, San Francisco, CA, USA

<sup>b</sup> Department of Urology, University of Washington, Seattle, WA, USA

Received 3 July 2014, Received in revised form 11 September 2014, Accepted 16 September 2014  
Available online 16 October 2014

### KEYWORDS

Erectile dysfunction;  
Meta-analysis;  
Systematic review;  
Urethral disruption;  
Pelvic fracture

### ABBREVIATIONS

PFUI, pelvic fracture  
urethral injury;  
ED, erectile dysfunction;

**Abstract Background:** Pelvic fracture urethral injury (PFUI) is associated with a high risk of erectile dysfunction (ED). The effect of the type of posterior urethral disruption repair on erectile function has not been clearly established. We systematically reviewed and conducted a meta-analysis of the proportion of patients with ED at (i) baseline after pelvic fracture with PFUI, (ii) after immediate primary realignment, and (iii) after delayed urethroplasty.

**Methods:** Using search terms for primary realignment or urethroplasty and urethral disruption, we systematically reviewed PubMed and EMBASE. A meta-analysis of the proportion of patients with ED was conducted assuming a random-effects model.

**Results:** Of 734 articles found, 24 met the inclusion criteria. The estimate of the proportion (95% confidence interval) of patients with ED after (i) PFUI was 34 (25–45)%, after (ii) immediate primary realignment was 16 (8–26)%, and after (iii) delayed

\* Corresponding author at: Department of Urology, University of California, San Francisco, San Francisco General Hospital, 1001 Potrero Ave Suite 3A20, San Francisco, CA 94117, USA. Tel.: +1 415 206 8805; fax: +1 415 206 5153.

E-mail address: blaschkosd@urology.ucsf.edu (S.D. Blaschko).

Peer review under responsibility of Arab Association of Urology.



Production and hosting by Elsevier

IIEF, International Index of Erectile Function

urethroplasty was an additional 3 (2–5)% more than the 34% after pelvic fracture in this cohort.

**Conclusions:** After pelvic fracture, 34% of patients had ED. After primary endoscopic alignment, patients had a lower reported rate of ED (16%). Delayed urethroplasty conferred an additional 3% risk above the 34% associated with PFUI alone, with 37% of patients having *de novo* ED. The difference in *de novo* ED after primary endoscopic alignment vs. delayed urethroplasty is probably due to reporting differences in ED and/or patients with less severe injury undergoing primary realignment.

© 2014 Production and hosting by Elsevier B.V. on behalf of Arab Association of Urology.

## Introduction

The incidence of pelvic fracture urethral injury (PFUI) is estimated at 1.54–10% [1–3]. It is associated with a high incidence of erectile dysfunction (ED) due to traumatic neurogenic, vasculogenic, and direct crural or tunica albuginea injury, resulting in intracorporal fibrosis or venous leakage [4,5]. It is difficult to differentiate between ED due to PFUI and *de novo* ED due to urethral realignment or delayed urethroplasty, unless patients are assessed for ED at several times, ideally before and after injury, as well as before and after repair. Wright et al. [6] showed that PF alone, irrespective of UI, is a risk factor for ED, with a 21% risk. In fact, the urethral injury is probably just a surrogate for severe and localised trauma to the penis and its vascular and neurological inputs.

Researchers often compare the outcomes of primary realignment and delayed urethroplasty for PFUI [7–11]. Outcomes can be biased, as primary realignment might be attempted more frequently and might have greater success rates in men with less severe pelvic and urethral injuries, such as partial urethral disruption [12]. Less information on ED outcomes for primary realignment and delayed urethroplasty is available because most studies focus on resolution of the urethral stricture as the primary outcome. Although some reports compared primary realignment and delayed urethroplasty for PFUI on the outcome of ED [13], most of the studies identified in the present systematic review describe outcomes from one procedure or the other with little synthesis of this information. We sought to examine if one procedure portended better outcomes for ED over the other. The purpose of this study was to systematically review and meta-analyse the proportion of patients with ED (i) at baseline after PF with PFUI, (ii) *de novo* ED after immediate primary realignment, and (iii) after delayed urethroplasty.

## Methods

Previously described methods for conducting appropriate systematic review and meta-analyses were followed

when constructing the search and synthesising information [14,15]. A medical librarian aided in the selection of the search terms. We used PubMed Medical Subject Headings (MeSH/mh), the Cochrane Database and Embase for the search, with the terms ((‘realignment’) OR (‘alignment’) OR urethra/surgery[mh]) AND (disruption OR injury OR trauma OR distraction) AND (urethra OR urethral)). The search was conducted in May 2012. Pre-determined search-term limits included articles written in the English language, articles from the past 15 years, articles with 10 or more patients, and adult patients. All articles were selected for inclusion and exclusion by two authors, who reached consensus agreement through discussion and review with the other authors. The references for each article were manually searched to assess for any additional articles for inclusion, and expert opinion. ‘Grey articles’ with information from conference proceedings and abstracts were included when using the Embase database search.

Studies were included for meta-analysis if they reported the proportion of patients with ED at one or more of the following times: (i) after injury but before delayed urethroplasty; (ii) after immediate primary realignment; (iii) after delayed urethroplasty. Patients who underwent primary realignment had no assessment of ED after injury and before the realignment procedure, because primary realignment was undertaken within hours to days after injury. A meta-analysis of the proportion of patients with ED was conducted assuming a Freeman-Tukey random-effects model [16].

Methods for primary realignment have changed over time, especially with the introduction of flexible ureteroscopes, the wider availability of fluoroscopic imaging, and the modernisation of endourology equipment. For this reason we limited our examination to studies completed in the last 15 years.

## Results

The search identified 914 articles with 637 English language articles. Of the articles identified with the search, 24 reported the proportion of patients with ED at one or more of the times of interest and met the inclusion crite-

ria (Fig. 1). In all, 1534 patients were included in the 24 studies. ED was assessed in a few of these studies [17,18] by the validated International Index of Erectile Function (IIEF) [19,20] questionnaire. However, the remaining studies did not specify the method by which they assessed erectile function.

#### *De novo ED after PFUI*

Fourteen studies (total 815 patients) included information on ED after PFUI [17,21–33]. These studies assessed patients who later had a delayed urethroplasty to manage their urethral injury. The pooled estimate of the proportion (95% CI) of patients with ED after PFUI but before delayed urethroplasty was 34 (25–45)%, with a range of ED of 0–100% in these studies (Fig. 2).

#### *De novo ED after immediate urethral primary realignment*

*De novo* ED after immediate urethral primary realignment was assessed in seven studies, that included 162 patients. In these studies, the proportion of patients with

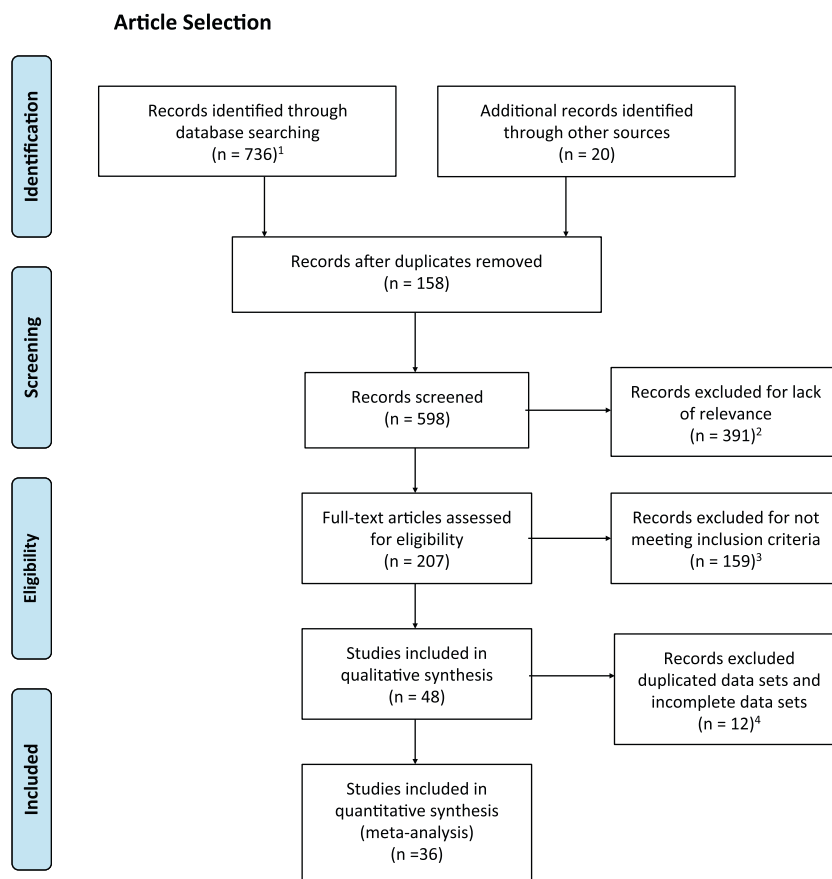
ED after immediate primary realignment was 16 (8–26)% with a range of ED after primary realignment of 0–80%. There was no separate assessment of ED after injury in these studies [12,13,34–38] (Fig. 3).

#### *De novo ED after delayed urethroplasty*

In 17 studies, including 1372 patients, ED due to PFUI was assessed, and then *de novo* ED after delayed urethroplasty was assessed [17,21,23–31,39–41]. The proportion of patients with *de novo* ED after delayed urethroplasty was 3 (2–5)%, with a range of *de novo* ED after delayed urethroplasty of 0–34% (Fig. 4).

## Discussion

A high percentage of patients with PFUI developed ED. After primary realignment, 16% of patients reported ED, and after delayed urethroplasty 37% of patients reported ED. This percentage takes into account ED reported after PF injury in addition to *de novo* ED after primary realignment or delayed urethroplasty. PF injuries can result in ED due to associated vascular, neurological



1. Articles from sources: PubMed 236, Embase 483, Google 17

2. Not about urethroplasties or ED

3. Case report 9, editorial comment 34, review article 15, children 19, <9 patients 3, PFUDD 63, Posterior urethroplasty 16

4. Duplicated data sets 5, Data sets missing outcome information 7

**Figure 1** The inclusion and exclusion of articles in the systematic review.

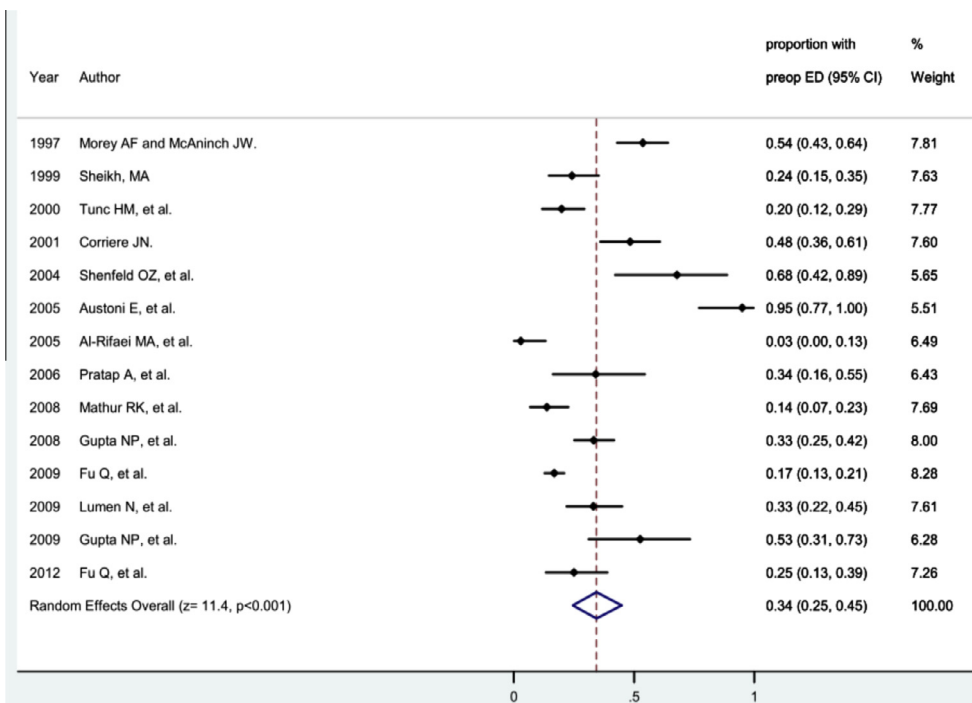


Figure 2 The proportion of patients with PF injury who had ED before intervention.

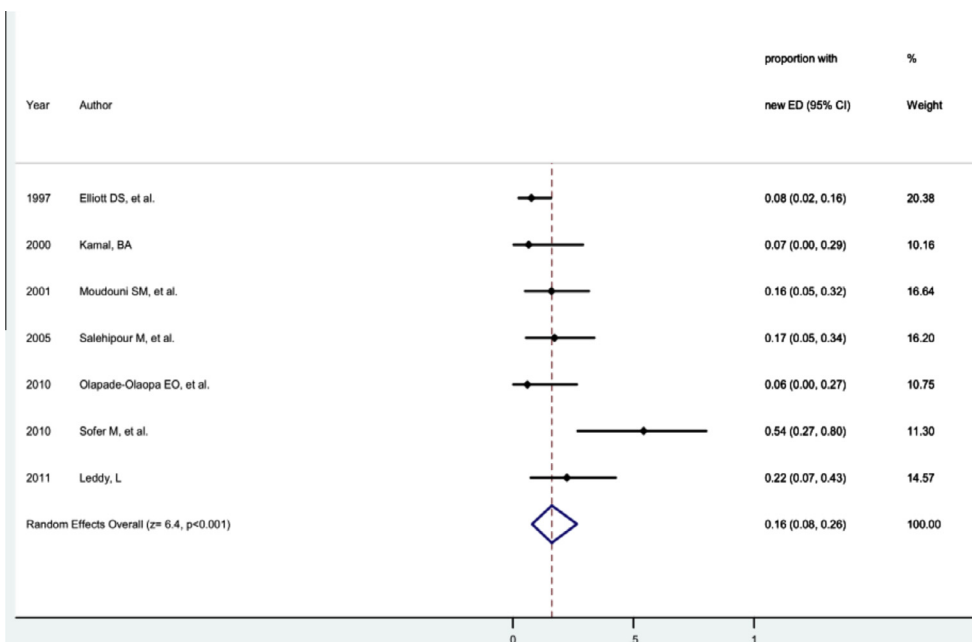


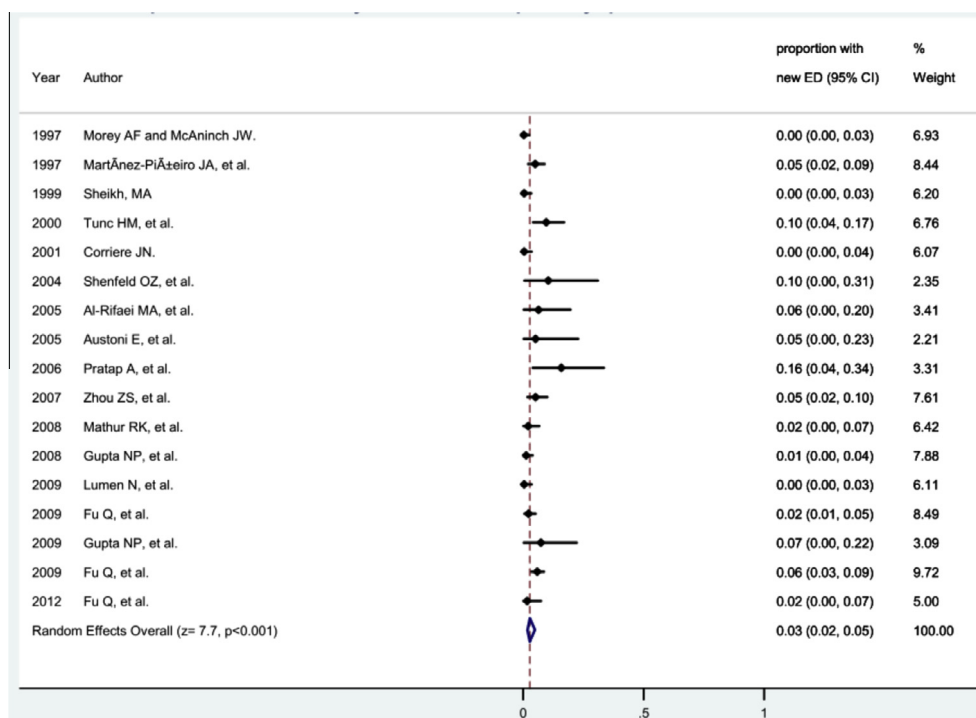
Figure 3 The proportion of patients undergoing primary realignment and with de novo ED.

or corporal injuries. Both PF injuries (with or without UI) and urethral repair have been associated with ED [6]. An increasing focus has been placed on evaluating ED after urethroplasty and on methods of preventing de novo ED [41,42].

The analysis of de novo ED after delayed urethroplasty is clearer than in patients who underwent primary realignment, because ED was assessed both after PF

injury and after urethroplasty. That 34% of men sustaining a PFUI and developing ED highlights the vascular and neurological injuries sustained during pelvic fracture.

On initial examination of these results, it might be argued that primary realignment is the best option to preserve erectile function in men who sustain a PFUI. Primary realignment might result in a lower rate of



**Figure 4** The proportion of patients undergoing delayed urethroplasty with *de novo* ED. This proportion takes into account ED occurring after PF injury and shows only additional *de novo* ED after delayed urethroplasty.

ED than delayed urethroplasty. However, there is no way to assess ED due to the PF injury itself in these patients, vs. ED attributable to the primary realignment procedure, as *de novo* ED was assessed after the realignment procedure.

The incidence of *de novo* ED in the primary realignment and delayed urethroplasty groups might serve as a surrogate marker for the severity of PFUI between men in the two groups. That 34% of men in the delayed urethroplasty group developed ED after PF injury alone but before urethroplasty, compared with 16% of men in the primary realignment group, suggests that men able to undergo primary realignment have less severe PFUIs than men who undergo delayed reconstruction with urethroplasty. This is in line with a previous small study by Kotkin et al. [43], who reported a 24% risk of *de novo* ED in patients who underwent immediate realignment after PFUI. However, this association is not clear, as some institutions might only perform delayed urethroplasty procedures and not attempt primary realignment.

As in all systematic reviews and meta-analyses, the primary limitation is the quality of data and amount of detail provided in each of the included studies. Most studies did not specify the method by which erectile function was assessed for these patients. Some studies might have relied upon patient self-reporting of ED, which could have resulted in an underestimate of ED. As erectile function was not assessed after injury but before primary realignment, it is difficult to assess how much ED is attributed to the injury itself rather than

the primary realignment. Future studies of erectile function after PFUI should include prospectively collected data with a validated survey instrument.

## Conclusions

After delayed urethroplasty only a small proportion of additional patients had *de novo* ED unrelated to their initial PF injury (3%). After primary endoscopic alignment, patients had a lower reported rate of ED (16%) than patients with PF before (34%) and after (37%) delayed urethroplasty repair. These differences in ED between patients treated with delayed urethroplasty and primary realignment are probably due to lack of an assessment of ED after injury and before realignment in primary realignment, and a bias whereby patients with less severe urethral injury undergo primary realignment. Further research is needed to prospectively measure the sexual and urinary outcomes after PF and before surgical intervention, in addition to after intervention, using standardised variables such as the IIEF questionnaire, and stratifying PFs according to the Orthopaedic Trauma Association classification. This will help to determine the best therapeutic approach in managing this potentially debilitating injury.

## Conflict of interest

None.

## Source of funding

This research was supported by the National Institute for Health grant K12DK083021.

## Acknowledgements

We thank Gloria Won, MLIS for her review of our search terms for this systematic review and for assistance with our EMBASE search.

## References

- [1] Bjurlin MA, Fantus RJ, Mellett MM, Goble SM. Genitourinary injuries in pelvic fracture morbidity and mortality using the National Trauma Data Bank. *J Trauma* 2009;**67**:1033–9.
- [2] Carlin BI, Resnick MI. Indications and techniques for urologic evaluation of the trauma patient with suspected urologic injury. *Semin Urol* 1995;**13**:9–24.
- [3] Latini JM, McAninch JW, Brandes SB, Chung JY, Rosenstein D, SIU/ICUD. Consultation on urethral strictures. Epidemiology, etiology, anatomy, and nomenclature of urethral stenoses, strictures, and pelvic fracture urethral disruption injuries. *Urology* 2014;**83**:S1–7.
- [4] Feng C, Xu YM, Yu JJ, Fei XF, Chen L. Risk factors for erectile dysfunction in patients with urethral strictures secondary to blunt trauma. *J Sex Med* 2008;**5**:2656–61.
- [5] Shenfeld OZ, Kiselgorf D, Gofrit ON, Verstandig AG, Landau D, Pode D, et al. The incidence and causes of erectile dysfunction after pelvic fractures associated with posterior urethral disruption. *J Urol* 2003;**169**:2173–6.
- [6] Wright JL, Nathens AB, Rivara FP, MacKenzie EJ, Wessells H. Specific fracture configurations predict sexual and excretory dysfunction in men and women 1 year after pelvic fracture. *J Urol* 2006;**176**:1540–5.
- [7] Asci R, Sarikaya S, Büyükalpelli R, Saylik A, Yilmaz AF, Yildiz S. Voiding and sexual dysfunctions after pelvic fracture urethral injuries treated with either initial cystostomy and delayed urethroplasty or immediate primary urethral realignment. *Scand J Urol Nephrol* 1999;**33**:228–33.
- [8] Chang P-C, Hsu YC, Shee JJ, Huang ST, Huang HC, Chen Y, et al. Early endoscopic primary realignment decreases stricture formation and reduces medical costs in traumatic complete posterior urethral disruption in a 2-year follow-up. *Chang Gung Med J* 2011;**34**:179–85.
- [9] Koraitim MM. Pelvic fracture urethral injuries: the unresolved controversy. *J Urol* 1999;**161**:1433–41.
- [10] Kulkarni SB, Barbagli G, Kulkarni JS, Romano G, Lazzeri M. Posterior urethral stricture after pelvic fracture urethral distraction defects in developing and developed countries, and choice of surgical technique. *J Urol* 2010;**183**:1049–54.
- [11] Mouraviev V, Coburn M, Santucci R. The treatment of posterior urethral disruption associated with pelvic fractures: comparative experience of early realignment versus delayed urethroplasty. *J Urol* 2005;**173**:873–6.
- [12] Moudouni SM, Patard JJ, Manunta A, Guiraud P, Lobel B, Guillé F. Early endoscopic realignment of post-traumatic posterior urethral disruption. *Urology* 2001;**57**:628–32.
- [13] Kamal BA. Primary urethral realignment in traumatic urethral rupture. *Bahrain Med Bull* 2000;**22**:64–7.
- [14] Stroup DF, Berlin JA, Morton SC, Olkin I, Williamson GD, Rennie D, et al. Meta-analysis of observational studies in epidemiology: a proposal for reporting. Meta-analysis Of Observational Studies in Epidemiology (MOOSE) group. *JAMA* 2000;**283**:2008–12.
- [15] Moher D, Liberati A, Tetzlaff J. Preferred reporting items for systematic reviews and meta-analyses: the PRISMA statement. *PLoS Med* 2009;**6**:7.
- [16] Chuang-Stein C, Tong DM. Multiple comparisons procedures for comparing several treatments with a control based on binary data. *Stat Med* 1995;**14**:2509–22.
- [17] Fu Q, Xu YM, Zhang J, Jin SB, Sa YL. Use of anastomotic urethroplasty with partial pubectomy for posterior urethral obliteration injuries: 10 years experience. *World J Urol* 2009;**27**:695–9.
- [18] Fu Q, Zhang J, Sa YL, Jin SB, Xu YM. Transperineal bulboprostatic anastomosis in patients with simple traumatic posterior urethral strictures: a retrospective study from a referral urethral center. *Urology* 2009;**74**:1132–6.
- [19] Rosen RC, Riley A, Wagner G, Osterloh IH, Kirkpatrick J, Mishra A. The International Index of Erectile Function (IIEF): a multidimensional scale for assessment of erectile dysfunction. *Urology* 1997;**49**:822–30.
- [20] Rosen RC, Cappelleri JC, Gendrano N. The International Index of Erectile Function (IIEF): a state-of-the-science review. *Int J Impot Res* 2002;**14**:226–44.
- [21] Morey AF, McAninch JW. Reconstruction of posterior urethral disruption injuries: outcome analysis in 82 patients. *J Urol* 1997;**157**:506–10.
- [22] Sheikh M. Modified pull-through urethroplasty. *Asian J Surg* 1999;**22**:227–32.
- [23] Tunc HM, Tefekli AH, Kaplancan T, Esen T. Delayed repair of post-traumatic posterior urethral distraction injuries: long-term results. *Urology* 2000;**55**:837–41.
- [24] Corriere J. 1-Stage delayed bulboprostatic anastomotic repair of posterior urethral rupture: 60 patients with 1-year followup. *J Urol* 2001;**165**:404–7.
- [25] Shenfeld OZ, Gofrit ON, Gdor Y, Landau EH, Pode D. Anastomotic urethroplasty for failed previously treated membranous urethral rupture. *Urology* 2004;**63**:837–40.
- [26] Austoni E, Guarneri A, Colombo F, Palminteri E. The new transperineal-prerectal approach in posterior urethroplasty. *Arch Ital Urol Androl* 2005;**77**:122–4.
- [27] Al-Rifaei MA, Zaghoul S, Al-Rifaei AM. Bulboprostatic anastomotic urethroplasty with preservation of potency: anatomical study, operative approach and clinical results. *Scand J Urol Nephrol* 2005;**39**:163–8.
- [28] Pratap A, Agrawal CS, Tiwari A, Bhattarai BK, Pandit RK, Anchal N. Complex posterior urethral disruptions: management by combined abdominal transpubic perineal urethroplasty. *J Urol* 2006;**175**:1751–4.
- [29] Mathur RK, Aggarwal H, Odiya S, Lubana PS. U-shaped prostaticbulbar anastomosis for urethral injury after pelvic trauma. *ANZ J Surg* 2008;**78**:605–9.
- [30] Gupta NP, Mishra S, Dogra PN, Hemal AK, Seth A, Kumar R. Does a previous end-to-end urethroplasty alter the results of redo end-to-end urethroplasty in patients with traumatic posterior urethral strictures? *Int J Urol* 2008;**15**:885–8.
- [31] Lumen N, Hoebeke P, Troyer BD, Ysebaert B, Oosterlinck W. Perineal anastomotic urethroplasty for posttraumatic urethral stricture with or without previous urethral manipulations: a review of 61 cases with long-term followup. *J Urol* 2009;**181**:1196–200.
- [32] Gupta NP, Mishra S, Dogra PN, Yadav R, Seth A, Kumar R. Transpubic urethroplasty for complex posterior urethral strictures. A single center experience. *Urol Int* 2009;**83**:22–6.
- [33] Matsuzaki J, Suzuki H, Fukushima Y, Hirata K, Fukuhara S, Okada S, et al. High frequency of overlap between functional dyspepsia and overactive bladder. *Neurogastroenterol Motil* 2012;**24**:821–7.
- [34] Elliott DS, Barrett DM. Long-term followup and evaluation of primary realignment of posterior urethral disruptions. *J Urol* 1997;**157**:814–6.

- [35] Salehipour M, Khezri A, Askari R, Masoudi P. Primary realignment of posterior urethral rupture. *Urol J* 2005;**2**:211–5.
- [36] Olapade-Olaopa EO, Atalabi OM, Adekanye AO, Adebayo SA, Onawola KA. Early endoscopic realignment of traumatic anterior and posterior urethral disruptions under caudal anaesthesia: a 5-year review. *Int J Clin Pract* 2010;**64**:6–12.
- [37] Sofer M, Mabjeesh NJ, Ben-Chaim J, Aviram G, Bar-Yosef Y, Matzkin H, et al. Long-term results of early endoscopic realignment of complete posterior urethral disruption. *J Endourol* 2010;**24**:1121–7.
- [38] Leddy LS, Vanni AJ, Wessells H, Voelzke BB. Outcomes of endoscopic realignment of pelvic fracture associated urethral injuries at a level I trauma center. *J Urol* 2012;**188**:174–8.
- [39] Martínez-Piñero JA, Cárcamo P, García Matres MJ, Martínez-Piñero L, Iglesias JR, Rodríguez Ledesma JM. Excision and anastomotic repair for urethral stricture disease: experience with 150 cases. *Eur Urol* 1997;**32**:433–41.
- [40] Zhou ZS, Song B, Jin XY, Xiong EQ, Zhang JH. Operative techniques of anastomotic posterior urethroplasty for traumatic posterior urethral strictures. *Chin J Traumatol* 2007;**10**:101–4.
- [41] Gupta NP, Mishra S, Dogra PN, Hemal AK, Seth A, Kumar R. Outcome of end-to-end urethroplasty: single-center experience. *Urol Int* 2009;**82**:179–82.
- [42] Andrich DE, Mundy AR. Non-transecting anastomotic bulbar urethroplasty: a preliminary report. *BJU Int* 2012;**109**:1090–4.
- [43] Kotkin L, Koch MO. Impotence and incontinence after immediate realignment of posterior urethral trauma: result of injury or management? *J Urol* 1996;**155**:1600–3.