



# Relationship between Flower Galls and Girth Class of *Prosopis cineraria* (L.) Druce

**Shiwani Bhatnagar<sup>a\*</sup>, Ameen Ullah Khan<sup>a</sup>,  
Neha Sharma<sup>a</sup> and Bundesh Kumar<sup>a</sup>**

<sup>a</sup> Forest Protection Division, ICFRE- Arid Forest Research Institute, Jodhpur (Rajasthan), India.

## **Authors' contributions**

This work was carried out in collaboration among all authors. All authors read and approved the final manuscript.

## **Article Information**

DOI:10.9734/IJECC/2023/v13i102639

## **Open Peer Review History:**

This journal follows the Advanced Open Peer Review policy. Identity of the Reviewers, Editor(s) and additional Reviewers, peer review comments, different versions of the manuscript, comments of the editors, etc are available here: <https://www.sdiarticle5.com/review-history/104311>

**Original Research Article**

**Received: 06/06/2023**

**Accepted: 10/08/2023**

**Published: 14/08/2023**

## **ABSTRACT**

Khejri (*Prosopis cineraria*) recognized as a multipurpose tree species of Thar Desert gets infested with flower galls caused by *Eriophyes prosopidis*. The heavy infestation turns the flowers into galls without forming pods causing high losses in the yield of pods locally known as sangri. The present work was conducted to find out the relation between girth class of tree and average number of galls per inflorescence in the flower gall infested trees. In the present study we concluded that the relation between girth class of tree and average number of galls per inflorescence is negative. The average number of mite induced galls per inflorescence was highest in the girth class 70-100 cm and least in girth class 130-160 cm showing a highly significant inverse relationship between DBH and average number of galls per inflorescence in Khejri.

**Keywords:** *Prosopis cineraria*; *Eriophyes prosopidis*; girth class; galls; inflorescence.

\*Corresponding author: E-mail: shiwanihatnagar@rediffmail.com;

## 1. INTRODUCTION

The life-supporting tree of the Thar Desert called Khejri (*Prosopis cineraria*) is the most crucial element of the traditional farming system used in the arid and semi-arid regions of northwestern India [1]. It is a key source of feed, fuel, and lumber for the rural economy [2]. Foliage of the tree is thick, and green. The tree is tolerant to harsh edapho-climatic condition, and produces pods during the driest season. Its pod "Sangri" is the primary ingredient in the vegetables Panchkutta and Trikuta and it is sold both as fresh and dehydrated at high prices. Its beneficial effects on the ecology and soil fertility are well known. Typically, 4-5 kg of pods is produced per plant in healthy trees [3].

Gall mites and other arthropod species, as well as other herbivores, commonly attack crop plants in both natural and farmed environments [4]. Gall mites are also difficult to control in agricultural settings due to their small size [5], and high reproductive potential [6]. Galls can be caused by a wide range of species, including mites, aphids, wasps, and midges [7]. Eriophyid mites are generally phytophagous arthropods that form intimate relationships with the plants that serve as their hosts (Acari: Eriophyoidea). These highly specialized mites are found on both annual and perennial plants with a potent monophagy. Gall production is triggered by insects or mites that feed on plants or by the release of growth hormones, which then interact with the host plant's defense mechanism [8].

Roughly 1.4 quintals of khejri pods/ha with a variance of 10.7% can be obtained in dry areas [3]. But because of the infestation by *Eriophyes prosopidis* (eriophyid mite), flower buds turn into galls causing severe pod reduction in *P. cineraria* [9]. The effects of eriophyid feeding on their hosts may not always be predictable in advance. Pale yellow flowers turned to green at the bases and the size of the ovary become bulge at the beginning stages of gall growth. The gall infested trees have a sickly appearance during the summer [10]. As the infestation of flower galls causes economic losses to the farmers therefore, the studies on the relationship between girth class of Khejri tree and average number of galls per inflorescence deserve to be discussed. The current study was carried out to investigate the effect of tree girth on floral gall formation in *Prosopis cineraria*.

## 2. MATERIALS AND METHODS

### 2.1 Study Sites

The study was conducted in District Jodhpur, in Rajasthan, state in northern India. Investigations were carried out from 2017 to 2022 in five distinct sites in Rajasthan: Phalodi, Lohawat, Osian, Pipar and Baori.

### 2.2 Effect of Tree Girth on Flower Gall Formation

Ten flowering *Prosopis cineraria* trees belonging to three groups: Group 1 (70-100 cm), group 2 (100-130cm) and group 3 (130-160 cm) each based on girth were selected at each site. The protocol of [11] was used for comparing the presence and absence of flower gall in the chosen trees. For collecting data on flower gall formation per inflorescence, canopy of each selected tree was divided into four horizontal quadrants, representing the cardinal directions (North, South, East and West). From each quadrant, 10 inflorescences were collected and number of healthy pods and flower galls were counted in each inflorescence and average no. of galls per inflorescence was calculated.

### 2.3 Statistical Analysis

The data were subjected to statistical analysis using analysis of mean, standard deviation, correlation and variance by using software NCSS 2023 Version 23.0.1. The average no. of galls per inflorescences was calculated for all the sites and the number of flower gall per inflorescence was compared with DBH using regression analysis.

## 3. RESULTS

### 3.1 Variation of Galls per Inflorescence and per Site

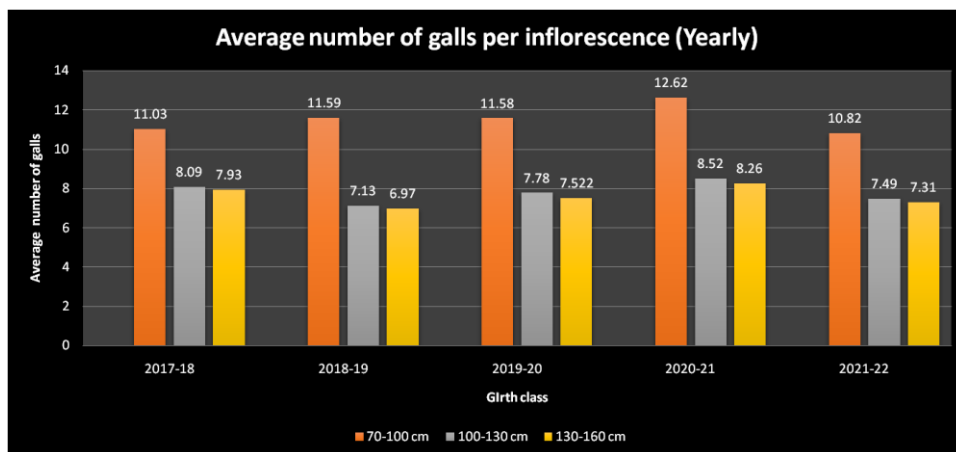
During the study years (2017 to 2022), the average number of galls per inflorescence was found to be highest at Phalodi for all girth classes and the lowest at Baori. In fact, the average number of galls per inflorescence of all the sites was highest in the year 2020-21 (Table 1, Fig. 1). On taking the combined averages of all the sites and years, the average number of galls per inflorescence was found to be the highest for the 1<sup>st</sup> group (11.53±0.69) and lower for the 2<sup>nd</sup> and 3<sup>rd</sup> group i.e. 7.80±0.54 and 7.60±0.51 respectively.

Regression analysis showed a highly significant inverse relationship between DBH and average number of galls per inflorescence in Khejri trees in Agro-forestry habitats ( $R^2 = 0.796$ ) (Fig 2). Normal distribution graph is a continuous probability function therefore from the graph it is

clear that the probability of galls per inflorescence is more in group 1 than other two groups (Fig. 3). The trend shows that with the increase in girth of the tree, probability of gall formation per inflorescence is less in comparison to trees of lower girth.

**Table 1. The average no. of galls per inflorescence**

Girth class (cm)	TREE	Average per inflorescences (Yearly)				
		2017-2018	2018-2019	2019-2020	2020-2021	2021-2022
		No. of Galls	No. of Galls	No. of Galls	No. of Galls	No. of Galls
70-100	Phalodi	11.7	11.75	12.46	13.57	11.3
	Lohawat	11.33	11.70	11.45	13.15	11.10
	Osian	11.03	11.70	11.50	12.35	10.82
	Pipar	10.65	11.60	11.40	12.13	10.35
	Baori	10.45	11.23	11.08	11.90	10.50
	Mean	11.03±0.50	11.59±0.21	11.58±0.51	12.62±0.71	10.82±0.39
	Correlation	-0.40	-0.86	-0.32	-0.31	-0.47
	Variance	0.25	0.04	0.27	0.50	0.15
100-130	Phalodi	9.15	7.82	8.63	9.30	8.43
	Lohawat	8.35	7.35	7.85	8.88	7.83
	Osian	7.83	6.93	7.6	8.18	7.20
	Pipar	7.58	6.83	7.38	8.18	6.88
	Baori	7.58	6.75	7.45	8.08	7.13
	Mean	8.09±0.44	7.13±0.199	7.78±0.25	8.52±0.29	7.49±0.39
	Correlation	-0.23	-0.29	-0.37	-0.271	-0.31
	Variance	0.44	0.19	0.25	0.29	0.39
130-160	Phalodi	8.95	7.70	8.48	9.15	8.28
	Lohawat	8.30	7.34	7.75	8.70	7.78
	Osian	7.60	6.68	7.25	7.93	7.00
	Pipar	7.43	6.55	7.10	7.80	6.90
	Baori	7.40	6.58	7.03	7.75	6.60
	Mean	7.936±0.67	6.97±0.52	7.522±0.60	8.266±0.62	7.312±0.69
	Correlation	-0.21	-0.262	-0.102	-0.117	-0.23
	Variance	0.454	0.270	0.365	0.391	0.482



**Fig. 1. Graphical representation of Average number of galls per inflorescence per year**

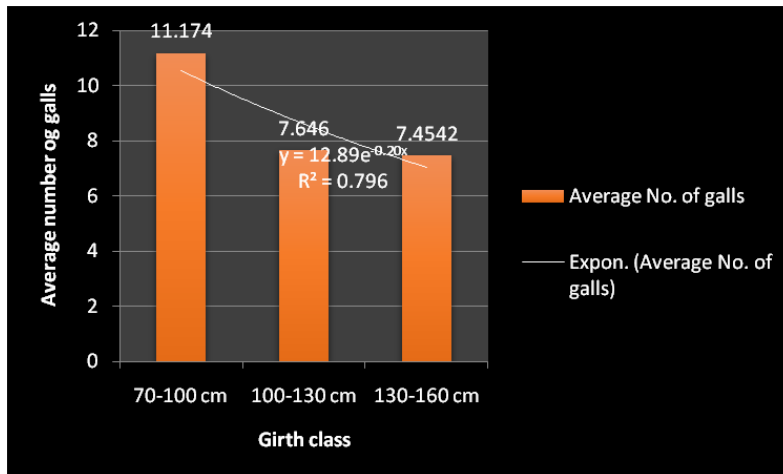


Fig. 2. Graphical representation of Average number of galls with Girth class

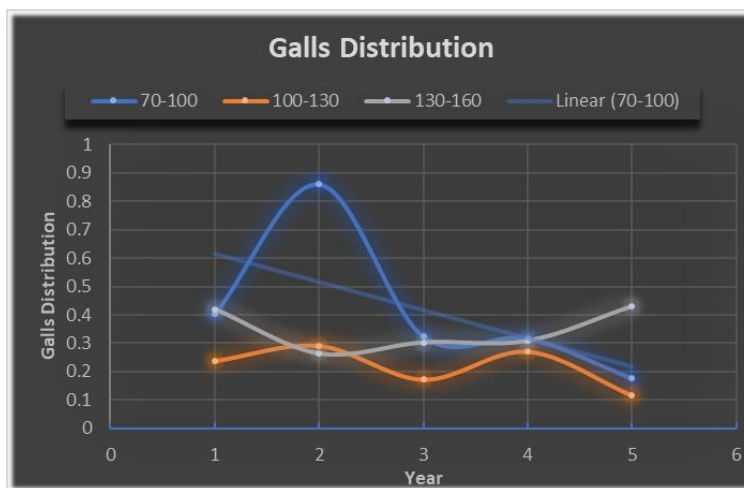


Fig. 3. Graphical distribution of Distribution Mean v/s Year



Fig. 4. Khejri flower gall



Fig. 5. Girth wise data collection

#### 4. DISCUSSION

The lower defense mechanisms of young trees may be the cause of the high number of galls per inflorescence in the girth class of 70-100 cm which is supported by findings of [12] who reported that *Leptocybe invasa* infestation on young *Eucalyptus* trees (1-3 year old) was more severe than on older ones. According to the findings of [13], young pine trees were more susceptible to Pine Woolly Aphid infection than older trees. In fact, [14] showed that the accumulation of secondary defense chemicals, such as tannins, phenolic precursors, and lignin, is a form of defense against injury or the presence of invading organisms. According to [14], all secondary defense compounds rise in concentration with tree age. In contrary, [15] demonstrated that *Epirrita autumnata* outbreaks primarily occurred in mature birch trees due to minimal parasitism or good foliage quality as well as the availability of more advantageous oviposition locations in mature trees.

Depending on the genotype of the mite and plant, the density of the mites, the feeding period, the age of the plant, and the environment, some of them display a noticeable degree of variability [16, 17, 18]. Also, salivary secretions must play a significant role because mechanical action only triggers the synthesis of chitosan and callose at the feeding site as a plant's wound response [16,17].

Therefore, it is crucial to understand the physiological changes in infected trees, their genetic foundation, and heredity as well as host plant relationships and preferences within various girth classes in order to develop resistant varieties [19, 20]. This will provide a base for future studies to develop a resistant variety against the flower gall mite.

#### 5. CONCLUSION

Present study concludes that the eriophyid mites induced flower galls per inflorescence were highest in girth class 70-100 cm followed by girth class 100-130cm and least in girth class 130-160 cm showing a highly significant inverse relationship between DBH and average number of galls per inflorescence in Khejri (*Prosopis cineraria*) trees.

#### ACKNOWLEDGEMENTS

We are grateful to the landowners and farmers who gave us access to their fields for conducting

this study. We thank Director, ICFRE-AFRI for providing guidance and facilities to conduct this study and DG Indian Council of Forestry Research and Education, for funding this research. I also thank Mr. Harshit Bhatnagar for helping in preparation of graphs and also others for their support during this study.

#### COMPETING INTERESTS

Authors have declared that no competing interests exist.

#### REFERENCES

1. Samadia DK, Haldhar SM, Verma AK, Gurjar PS, Berwal MK, Gora JS, Kumar Ramesh, Ram Hanuman. Khejri (*Prosopis cineraria*) research for horticultural harnessing and environmental services: an appraisal. Journal of Agriculture and Ecology.2021;12:1-26.
2. Mann HS, Saxena SK. Khejri (*Prosopis cineraria*) in the Indian desert. CAZRI Monograph.1980; No. 11, pg.78
3. Rathore M. Nutrient content of important fruit trees from arid zone of Rajasthan. Journal of Horticulture and Forestry.2009;1:103-08.
4. Glas JJ, Alba JM, Simoni S, Villarroel CA, Stoops M, Schimmel BC, Schuurink RC, Sabelis MW, Kant MR. Defense suppression benefits herbivores that have a monopoly on their feeding site but can backfire within natural communities. BMC Biol. 2014;12:98.
5. Lindquist EE. External anatomy and notation of structures. In Eriophyoid Mites: Their Biology, Natural Enemies and Control; Lindquist, E.E., Sabelis, M.W., Bruin, J., Eds.; Elsevier: Amsterdam, The Netherlands.1996;6:3–32.
6. Sabelis MW, Bruin J. Evolutionary ecology: Life history patterns, food plant choice and dispersal in Eriophyoid Mites: Their Biology, Natural Enemies and Control; Lindquist, E.E., Sabelis, M.W., Bruin, J., Eds.; Elsevier: Amsterdam, The Netherlands.1996;6:329–366.
7. Redfern M, Shirley P, Bloxham M. British plant galls. FSC Publications, Schrewsbury.2011;436.
8. Ananthkrishnan TN. Biology of gall insects. Edward Arnold, London.1984;376.
9. Bhansali R Raj. Development of flower galls in *Prosopis cineraria* trees of

- Rajasthan. The Journal of Plant Protection Sciences.2012;4(1):52-56.
10. Bhatnagar Shiwani, Khan Ameen Ullah, Vishnoi Geeta, Rathore Lokendra Singh, Kumar Bundesh, and Singh Sangeeta. Inflorescence gall problem of *Prosopis cineraria* in Rajasthan. Plant Archives.2018;18( 2):1248-1250.
  11. Perea R, Dirzo R, Bieler S, Wilson Fernandes G. Incidence of galls on sympatric California oaks: Ecological and Physiological Perspectives. Diversity. 2021;13:20.
  12. Mutitu KE, Otieno BO, Nyeko P, Ng'ethe GN. Variability in the infestation of *Leptocybe invasa* (Hymenoptera: Eulophidae) on commercially grown Eucalyptus germplasm in Kenya. In M. Imo, H. Ipara, L. Etiegni, C.M. Mulewa, F. Muisu, J.M. Njiru and B.B. Kirongo (Eds.). Natural resource management for improved livelihoods. Eldoret, Kenya: Moi University, School of Natural Resource Management.2010:115–120.
  13. Madoffe SS. Infestation densities on the pine woody aphid (*Pineus pini*) on *Pinus patula* as related to site productivity at Sao-Hill Forest Plantation (Unpublished master's thesis). University of Dares Salaam, Dares Salaam, Tanzania;1989.
  14. Rohfritsch O. A "defense" mechanism of *Picea excelsa* L., against the gall former *Chermes abietis* L. (Homoptera: Adelgidae). Journal of Applied Entomology.1981;92:18–26.
  15. Ruohomäki K, Tanhuanpää M, Ayres MP, Kaitaniemi P, Tammaru T, Haukioja E. Causes of cyclicity of *Epirrita autumnata* (Lepidoptera, Geometridae): Grandiose theory and tedious practice. Society Population Ecology.2000;42:211–223.
  16. Petanović R, Kielkiewicz M. Plant-eriophyoid mite interactions: Cellular biochemistry and metabolic responses induced in mite-injured plants. Exp. Appl. Acarol. 2010a;51:61–80.
  17. Petanović R, Kielkiewicz M. Plant-eriophyoid mite interactions: specific and unspecific morphological alterations. Part II. Exp. Appl. Acarol.2010b;51:81–91.
  18. Royalty RN, Perring TM. "Nature of damage and its assessment," in Eriophyoid Mites-Their Biology, Natural Enemies and Control, eds E. E. Lindquist, M. W. Sabelis, and J. Bruin (Amsterdam: Elsevier Science B.V).1996;493–512.
  19. Mitchell C, Brennan RM, Graham J, Karley AJ. Plant defense against herbivorous pests: exploiting resistance and tolerance traits for sustainable crop protection. Front. Plant Sci.2016;7:1132.
  20. Stenberg JA, Muola A. How should plant resistance to herbivores be measured? Front. Plant Sci. 2017;8:663.

© 2023 Bhatnagar et al.; This is an Open Access article distributed under the terms of the Creative Commons Attribution License (<http://creativecommons.org/licenses/by/4.0>), which permits unrestricted use, distribution, and reproduction in any medium, provided the original work is properly cited.

Peer-review history:

The peer review history for this paper can be accessed here:  
<https://www.sdiarticle5.com/review-history/104311>