



# Investigation and Identification of Various Garden Spider Species in Two Distinct Locations

Nitu Shah <sup>a</sup> and Bibha Kumari <sup>a\*</sup>

<sup>a</sup> Department of Zoology, Magadh Mahila College, Patna University, Patna, Bihar-800001, India.

## Authors' contributions

*This work was carried out in collaboration between both authors. Authors NS and BK designed the study, performed the statistical analysis, wrote the protocol and author BK wrote the first draft of the manuscript. Both authors managed the analyses of the study. Author NS managed the field investigation. Both authors read and approved the final manuscript.*

## Article Information

DOI: 10.9734/AJRIZ/2022/v5i495

## Open Peer Review History:

This journal follows the Advanced Open Peer Review policy. Identity of the Reviewers, Editor(s) and additional Reviewers, peer review comments, different versions of the manuscript, comments of the editors, etc are available here: <https://www.sdiarticle5.com/review-history/92899>

Original Research Article

Received 17 August 2022  
Accepted 23 October 2022  
Published 31 October 2022

## ABSTRACT

**Aim:** Spiders require all environments in which they can survive, and they are regarded as a helpful indicator of the overall species richness and health of terrestrial communities. They are particularly sensitive to natural world disturbances. As a result, the current study was carried out to investigate and identify the diverse garden spider species at two distinct locations: a large college campus garden and a house garden (small).

**Place and Duration of Study:** Garden of Magadh Mahila College (Patna, India) and the house garden (Patna city, India), between July 2001 to March 2022.

**Methodology:** Visual examination and camera capture of photographs of spiders in both research sites, and identification based on general shape, size, distinctive colour pattern, number and positioning of eyes, length and arrangement of their legs, and so on.

**Results:** Spiders are among the most diverse groups of organisms that exist in almost all microhabitats, as evidenced by the presence of 07 families, 15 genus, and 25 species in a small area. Due to their small numbers, this group cannot be disproved in conservation studies. Less species were found in the small garden in the house that was located in a well-built area, whereas a large number of different species of spiders were found in the college campus garden with a larger area of vegetation.

**Conclusion:** According to this brief investigation, multiple species were present, each belonging to a different taxonomic group. As a result of this research, we will be able to gain a better understanding of spider diversity and taxonomy.

*Keywords: Spider; diversity; species; habitat; genus.*

## 1. INTRODUCTION

The abundance, diversity, and composition of species within an ecosystem remain essential components of ecological research. Except for Antarctica, spiders can be found on every continent. They both hunt and are hunted. They catch their prey in a variety of ways, such as spinning a web and waiting for unsuspecting prey to fall into it, or jumping out of a hiding spot onto a passing meal. They rank seventh in the world in terms of animal diversity, with 113 families, 3873 genera, and 43700 species. Approximately 70% of the species are predators [1]. Spiders are ARACHNIDS, a Class of Arthropod phylum. There are over 45000 different species of spiders on the planet [2]. Spiders range in size from the tiny Samoan moss spider (.011 inch long) to the massive Goliath bird eater tarantula (leg span of nearly a foot) [3]. Though all species have venom to some degree, only a few are dangerous to humans. In India, 1686 spider species from 438 genera and 60 families have been recorded [4]. Spiders are the most diverse female-dominated and predatory arthropod order. They are clearly the most important component of the entire ecosystem in which they live [5]. Because it acts as a biological controlling agent and helps to reduce insect and pest populations that could otherwise destroy crops, spiders have great economic value to humans. They can be used as effective biological indicators to evaluate the health of the ecosystem because they are simple to identify and have varying responses to anthropogenic and natural disturbances [6].

Despite their size, spiders are unquestionably important for the environment because they are more common predators than other forest arthropods [7]. A variety of spider species may live in a variety of biotopes and are likely to be active all day. As a result, spider species assemblages will leave fewer refuges for potential prey in both time and space. Usually, together with other natural enemies, spiders have a significant impact on the population of pests. Due to their polyphagous nature, spiders can also act as a biodiversity controller agent for a variety of insect pests. The roles mentioned indicate that spiders play a significant role in the food chain. Spiders are essential in protecting against pest insects in housing, agriculture, and plantations [8]. Additionally, spiders can serve as a biological indicator of environmental change [9]. Spiders are able to capture prey that is different

in size and/or developmental stages due to variations in their size and/or prey capture strategies [10-11]. According to some concepts, habitat heterogeneity plays a significant role in determining the abundance and diversity of spider species in natural systems [12]. The diversity of the vegetation, the architectural features, the degree of stratification of the vegetation, the availability of water, and the topsoil structure are the main indicators of the habitat heterogeneity [13]. Several factors have an impact on the ecosystem's spider diversity [14]. The variety of spiders living in the ecosystem will change as it transitions from a tropical forest to a plantation area and a settlement. The diversity of spiders also declines in tropical forests along with the vegetation [15].

On the other hand, an ecosystem's structure and complexity will also result in an increase in the number of spiders [16]. Web-building spiders are particularly more responsive to structural complexity because habitat structural complexity provides the spatial arrangement for web placement [17,18]. However, studies on conservation have largely ignored them despite the fact that they play crucial roles in the majority of natural ecosystems [6].

Before developing a conservation strategy, we should also be aware of the diversity of spider species that exist. The richness and present distribution of spider species must therefore be evaluated. There are no spider species data available for Patna (Bihar), India. The objective of the present study is to investigate the various species of spiders that can be found in the house's garden and on the Magadh Mahila College campus (MMC). The study largely concentrated on the species' identification, diversity, and richness in these two particular places.

## 2. MATERIALS AND METHODS

### 2.1 Study Place

The study site is located in Patna, Bihar, India (N 25° 36' 45", E 85° 7' 41.9988"). Both the MMC campus garden and the house garden are situated near to the Ganga River. There were only a few different types of plants (shrubs) in the house garden, including Tulsi, Rose, Hibiscus, Aloe vera, Chilli, Sadabahar, etc. The MMC

garden has a variety of plants, trees, shrubs, and herbs. Additionally, the fauna are diverse. During the growing season, this study was conducted. The spider community peaks during this growing season, making it a crucial time to study spider diversity. When temperatures, precipitation, and relative humidity are on average, that time is known as the growing season. Most suitable months are August to October for many spiders as they are seen in abundance during these months [19].

## 2.2 Sampling

No spiders were touched or injured by any objects during the study. The study was based on photography and visual search. The visual search method was used to search of spiders at both study sites. They were seen on the ground, under leaflets, on flowers, folded leaves, and in the bushes. Images of the specimen were taken with a mobile camera (a 16MP+2MP+8MP AI Triple Rear camera from the Vivo Z1 Pro). Spider photographs were taken at both study sites throughout the time period. Ongoing observations were made of their behaviour, feeding patterns, web-building activities, and size and shape.

## 2.3 Identification

Different types of spiders had been identified based on the general shape, size, distinctive colour pattern, number and placement of eyes, length and arrangement of their legs, etc., that were noted in each observation. Then, the species were serially arranged with their species names and family.

## 2.4 Data Analysis

For the samples that were taken from the two study sites, data analysis was done to determine the richness and diversity of the species. The species of identified spiders were first taxonomically assigned to their appropriate order and family. Additionally, the relationship between species abundance and time and season was noticed.

## 3. RESULTS AND DISCUSSION

This study identified two distinct sites, all of which had a wide variety of spider species, and examined their habitats and diversity (house garden and MMC garden). The study showed the presence of various species belonging to various

genera, taxonomically classified under various families, and systematically arranged under the order Araneae. Total 25 species belongs to 15 genera under 7 families. Among it, 8 Species under 4 genera of Araneidae, 6 Species under 1 genus of Oxyopidae, 5 Species under 5 genera of Salticidae, 2 Species under 2 genera of Tetragnathidae, 2 species under 1 genus of Thomisidae, 1 species of Sparassidae and 1 species of Uloboridae family was found (Fig. 1, Table 1).

In comparison to a house garden, the MMC garden had a greater variety of species. Out of the total, 20 species recorded from the MMC garden and the 10 species recorded from house garden, 05 species were frequently found at both locations (Fig. 2). The Araneidae, Oxyopidae, and Salticidae families were frequent ones.

There are 11 species of orb-web builders in the families Araneidae, Tetragnathidae, and Uloboridae. The families Salticidae and Oxyopidae contained 11 species collectively known as Stalker. 03 species of ambushers were classified in the families Thomisidae and Sparassidae. In this study, a total of 25 species from 15 genera and 7 families were identified from the investigation site (Pictures of few species has been given in the section of Images-1 & 2).

20 species have been identified from the MMC garden. They were typically encountered, and they belonged to the family Araneidae. Rao *et al.*, [1] studied 32 species across 16 taxa on the campus of Mangalore University. The MMC campus is only 9 acres, which is a very minor portion of the 350 acres that make up the Mangalore University campus. However, the presence of several spider species demonstrates a vast diversity. The spider diversity in upper northern Rajasthan confirms the presence of the 39 species, which belong to 11 families [18]. According to research by Koneri [20], there are 812 different types of spiders in Indonesia, which are divided into 15 families and 117 morphospecies. These studies have been looked into more thoroughly. As a result, they have a wide variety of spiders. However, the present study reports demonstrate a relatively very low diversity of spiders as a result of the extremely limited region investigated. The main component of any spider microhabitat is vegetation, and the MMC garden is comparatively rich in both flora and faunal diversity (flies, butterflies, dragonflies, wasps,

beetles, ants, etc.). The house garden is a small area with a limited variety of plant species. The identification of 10 species across different groups took a while because the area was so limited and disturbed. According to Bonn and Kleinwachter [21], interspecies relationships and habitat divergence led to an increase in species richness. In this investigation, the majority of the spider species were discovered over trees, bushes, and plants. This proves that a variety of biotic and abiotic factors have an impact on the habitat selection of spiders. The identified spiders belonged to various functional groups, including ambushers, orb-web builders, and stalkers (Fig. 3).

The distinctive characteristics, habitat, behaviour, and feeding habits of spiders were also examined. Spiders prefer to live in less disturbed areas. Typically found on grass, flowers, leaves,

and stems, mostly in lowland vegetation. Spiders, exhibit mimicry and camouflage behaviors. Some spiders construct their own webs, while others do not. The majority of the time, web-building spiders construct their webs at night and hang themselves from the centre of the web to catch their prey. Because they enjoy the shade, spiders used to spend the day hiding inside their platform made of woven silk. Although some spiders have spinnerets, which are used to spin silk, they don't build webs to catch prey; instead, they use silk to climb or move from one plant to another, to form cocoons in folded leaves for egg laying, and to weave platforms of silk on which to rest and conceal themselves. In general, spiders eat tiny flies, bees, butterflies, and mosquitoes. Instead of eating the entire organism, they suck the fluid inside. Some of them consume flower nectar and pollen as well. *Thomisus onustus* eggs can also be obtained from folded leaves.

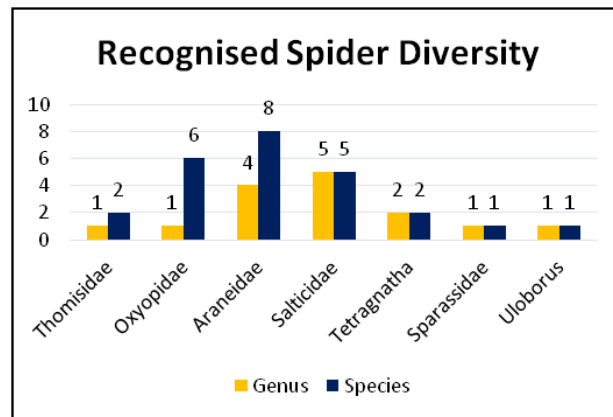


Fig. 1. Spider diversity at two distinct study areas: MMC garden and house garden

Table 1. List of the recognized spider species at MMC garden and house garden

S. No.	Species	Family
1	<i>Thomisus onustus</i>	Thomisidae
2	<i>Thomisus labefactus</i>	Thomisidae
3	<i>Oxyopes salticus</i>	Oxyopidae
4	<i>Oxyopes sertatus</i>	Oxyopidae
5	<i>Oxyopes papunus</i>	Oxyopidae
6	<i>Oxyopes javanus</i>	Oxyopidae
7	<i>Oxyopes</i> : Orange Backed Spider	Oxyopidae
8	<i>Oxyopes</i> : Black Backed Spider	Oxyopidae
9	<i>Larinoidea cornutus</i>	Araneidae
10	<i>Cyrtophora citricola</i>	Araneidae
11	<i>Cyrtophora cicatrosa</i>	Araneidae
12	<i>Neoscona crucifera</i>	Araneidae
13	<i>Neoscona thesis</i>	Araneidae
14	<i>Argiope anasuja</i>	Araneidae
15	<i>Argiope aemula</i>	Araneidae
16	<i>Argiope kyserlingi</i>	Araneidae

S. No.	Species	Family
17	<i>Telamonia dimidiata</i>	Salticidae
18	<i>Epocilla aurantiaca</i>	Salticidae
19	<i>Phidippus putnami</i>	Salticidae
20	<i>Myrmarachne gladstone</i>	Salticidae
21	<i>Evarcha falcata</i>	Salticidae
22	<i>Leucauge decorata</i>	Tetragnathidae
23	<i>Tetragnatha</i>	Tetragnathidae
24	<i>Olios milleti</i>	Sparassidae
25	<i>Uloborus</i>	Uloboridae

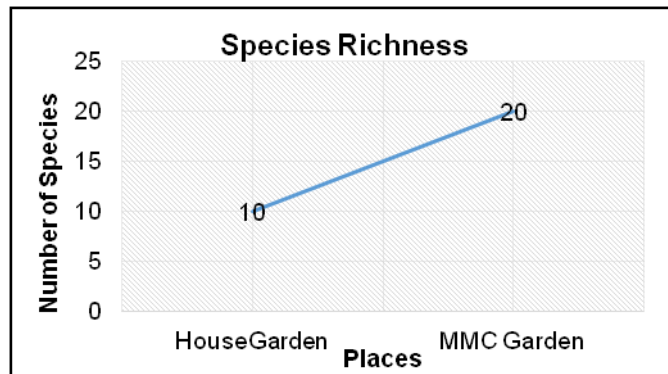


Fig. 2. Species richness on both study areas



*Thomisus labefactus*



*Thomisus onustus*



*Oxyopes salticus*



*Oxyopes* :Orange backed spider



*Oxyopes*: Black backed Lynx spider



*Oxyopes javanus*



*Leucauge decorata*



*Telamonia dimidiata*



*Neoscona crucifera*



*Neoscona thesis*




*Tetragnatha*



*Olios milleti*

**Images 1. Different species of spiders investigated in two distinct study areas of Patna (India):  
Magadh Mahila College Campus garden and house garden**




*Larinoides cornutus*



*Phidippus putnami*



*Myrmarachne gladstone*



*Argiope kyserlingi*



*Argiope anasuja*



*Argiope aemula*

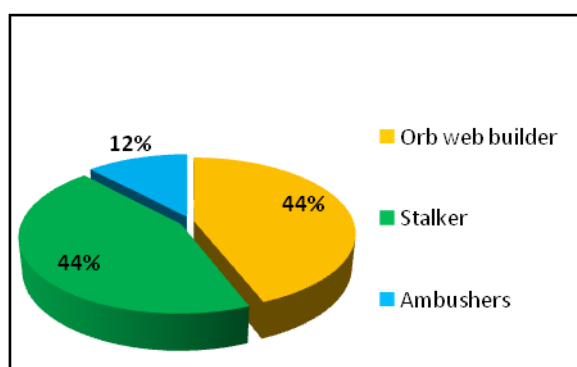


*Epocilla aurantiaca*

*Cyrtophora cicatrosa*

*Evarcha falcata*

**Images 2. Different species of spiders investigated in two distinct study areas of Patna (India): Magadh Mahila College Campus garden and House garden**



**Fig. 3. Functional group of spider species**

The diversity, distribution, and insect-eating habits of spiders are crucial to maintaining the natural order [22]. The house garden, where a variety of insects was found [23], provides a better habitat for them to live in. The abundance of spider species in the ecosystem is demonstrated by their presence in such a small area. Spiders are very attractive as a food source for birds, and the MMC garden draws a wide range of bird visitors [24]. It suggests healthy environment conditions and good vegetation. Every type of less disturbed microhabitat that has spiders can be found. Their mimicking and camouflaging behaviours point to their capacity for environmental adaptation. They can be used to gauge how communities respond to environmental change or disturbance as potential biological indicators of natural habitat [25].

#### 4. CONCLUSION

The findings of this study and the observations made regarding a number of factors led to the conclusion that environmental factors and habitat structure (such as shape, size, and vegetation

arrangement) may be the most important factors affecting the complexity and makeup of the local spider community. Its variety may be impacted by the availability of plants and food resources. Identification and research into their habitat and behaviour yield a variety of data and expand our understanding of the ecosystem's spider diversity pattern. Spiders have a significant economic function in the environment and are excellent biological indicators.

#### ACKNOWLEDGEMENT

This investigation work has been conducted by the undergraduate student. We are thankful to our zoology department and Magadh Mahila College, Patna University, Patna, Bihar, India for this research or investigation work under CPE project.

#### COMPETING INTERESTS

Authors have declared that no competing interests exist.

## REFERENCES

1. Rao S, Srikanth SK, Ashwini V, Rekha KN, Shenoy KB. Spider diversity on Mangalore University Campus. JEZS. 2018;6(2): 3186-3194.
2. Elanchezhyan K, Sathyan T, Manikandan KR. Spider silk: Most versatile silk. Biotica Research Today. 2020;2(4):93-94.
3. King GF. The wonderful world of spiders: Preface to the special toxicon issue on spider venoms. Toxicon. 2004;43(5): 471-475.
4. Keswani S, Hadole P, Rajoria A. Checklist of spider (*Arachnida: Araneidae*) from India. Ind. Arachnol. 2012;1(1):2278-1587.
5. Bennett RG. Spiders (*Araneae*) and araneology in British Columbia. J. Entomol. Soc. B. C. 2001;98:83-90.
6. Pearce JL, Venier LA. The use of ground beetles (*Coleoptera: Carabidae*) and spiders (*Araneae*) as bioindicators of sustainable forest management: A review. Ecological Indicators. 2006;6(4):780-793.
7. Scharff N, Coddington JA, Griswold CE, Hormiga G, Bjørn PDP. When to quit? Estimating spider species richness in a northern European deciduous forest. J. Arachn. 2003;31(2):246-273.
8. Brunnet B. Spider watch: A guide to Australian Spiders. - Reed New Holland: Sydney; 2000.
9. Kapoor V. An assessment of spider sampling methods in tropical rainforest fragment of the anamalai hills, Western Ghats, India. - Zoo. Print J. 2006;21(12): 2483-2488.  
Available:<http://www.jstor.com/stable/3706002>
10. Sunderland K. Mechanisms underlying the effects of spiders on pest populations. Journal of Arachnology. 1999;27:308-316.
11. Henaut Y, Pablo J, Ibarra Nunez G, Williams T. Retention, capture and consumption of experimental prey by orb-web weaving spiders in coffee plantations of Southern Mexico. Entomologia Experimentalis et Applicata. 2001;98:1-8.  
Available:<https://doi.org/10.1046/j.1570-7458.2001.00750.x>
12. Hendrickx F, Maelfait JP, Van Wingerden W, Schweifer O, Speelmans M, Aviron S et al. How landscape structure, land-use intensity and habitat diversity affect components of total arthropod diversity in agricultural landscapes. Journal of Applied Ecology. 2007;44(2): 340-351.
13. Ziesche TM, Roth M. Influence of environmental parameters on small-scale distribution of soil-dwelling spiders in forests: What makes the difference, tree species or microhabitat?. Forest Ecology and Management. 2008;255(3-4):738-752.
14. Larrivee M, Buddle CM. Scale dependence of tree trunk spider diversity patterns in vertical and horizontal space. – Ecoscience. 2010;17:400–410.
15. Zheng G, Li S, Yang X. Spider diversity in canopies of Xishuangbanna rainforest (China) indicates an alarming juggernaut effect of rubber plantations. Forest Ecology and Management. 2015;338:200-207.
16. Finke DL, Denno RF. Spatial refuge from intraguild predation: Implications for prey suppression and trophic cascades. Oecologia. 2006;149(2): 265-275.
17. Cardoso P, Pekár S, Jocqué R, Coddington JA. Global patterns of guild composition and functional diversity of spiders. Plos one. 2011;6(6): e21710.
18. Malhotra GS, Neera K, Saxena MM. Spider diversity and abundance in different habitats of Upper-Northern Rajasthan. ESSENCE International Journal for Environmental Rehabilitation and Conservation. 2019;10(1):1-14.
19. Hsieh YL, Linsenmair KE. Seasonal dynamics of arboreal spider diversity in a temperate forest. Ecology and Evolution. 2012;2(4):768-777.
20. Koneri R. The distribution and diversity of spiders (*Arachnida: Araneae*) in Sahendaruman mountain, Sangihe islands, North Sulawesi, Indonesia; 2017.
21. Bonn A, Kleinwachter M. Microhabitat distribution of spider and ground beetle assemblages (*Araneae, Carabidae*) on frequently inundated river banks of the River Elbe. Z. Ökologie u. Naturschutz. 1999;8:109-123.22.
22. Young OP, Edwards GB. Spiders in United States field crops and their potential effect on crop pests. J. Arachnol. 1990;1-27.
23. Kumari B, Priya A. Seasonal variation in insect biodiversity in a transitioning sub-urban area. Zoological and Entomological Letters. 2022;2(1): 42-49.
24. Kumari B, Kumari P, Kumari K et al. Biomonitoring of bird's species diversity of



- a college campus to assess the healthy ecosystem. International Journal of Recent Scientific Research. 2021;12(06): 42092-42096.
25. Marc P, Canard A. Maintaining spider biodiversity in agro ecosystems as a tool in pest control. Agric. Ecosyst. Environ. 1997;62(2-3):229-235.

---

© 2022 Shah and Kumari; This is an Open Access article distributed under the terms of the Creative Commons Attribution License (<http://creativecommons.org/licenses/by/4.0>), which permits unrestricted use, distribution, and reproduction in any medium, provided the original work is properly cited.

*Peer-review history:*

*The peer review history for this paper can be accessed here:*  
<https://www.sdiarticle5.com/review-history/92899>